



1001 Trout Brook Crossing  
 Rocky Hill, CT 06067-3910  
 Telephone: (860) 571-5100  
 FAX: (860) 571-5465

**Product Description Sheet**  
**Posi-Link™ Volumetric Dispensing System**  
**See Item Numbers listed below**  
**North American Engineering Center**

**PRODUCT DESCRIPTION**

The Loctite® Posi-Link™ Volumetric Dispensing System is a programmable positive displacement dispenser specifically designed for dispensing Loctite® adhesives packaged in 5, 10, or 25 ml. syringes or 50, 200, or 400 ml dual cartridges with a 1:1, 2:1, or 10:1 mix ratio. **This System consists of a Controller, Actuator, and Nest assembly and each item must be ordered separately.** The Actuator type and Nest assembly are selected according to the application method and package size of the adhesive and must be ordered separately. The System can be utilized for either handheld, stationary, or robotic applications. **It can be programmed to dispense drops as small as 0.001 ml. for the 5, 10, or 25 ml. syringes and 50 ml dual cartridges or as small as 0.01 ml. for the 200 and 400 ml dual cartridges.** Piston/cylinder volumetric displacement systems ensure a high level of dispense precision and repeatability that far surpasses other types of dispensers. The use of disposable adhesive packages for the piston/cylinder makes all wetted components disposable, virtually eliminating maintenance costs.

**DISPENSING SYSTEM FEATURES**

- Positive displacement dispensing.
- Easy to program controller.
- 4 programmable dispense settings.
- 25 user-defined stored programs.
- Controller automatically engages the adhesive package and sets the level indicator.
- Manual mode with level and dose history.
- Footswitch or remote start activation.
- Fault sensor for low air pressure, low product level and dispense errors.



Photo shows a Posi-Link™ Controller (item #98377); Actuator (item # 98378); and Nest Assembly (98645). All items must be purchased separately.

**Example of Posi-Link™ Volumetric Dispensing System integrated with a 200 Series Robot and Robot Guarding Package.** All items are purchased separately.





1001 Trout Brook Crossing  
Rocky Hill, CT 06067-3910  
Telephone: (860) 571-5100  
FAX: (860) 571-5465

## Product Description Sheet

### Posi-Link™ Volumetric Dispensing System


See Item Numbers listed below  
North American Engineering Center

#### Technical Data and Part Numbers

- **Posi-Link™ Controller – P/N 98377**
  - 5.5" Tall, 6" Wide, 6" Deep
  - Minimum 6" bench space required.
  - Weight: 2.0 lbs.
  - Power: 100 – 240 VAC, 47– 63 Hz



- **Posi-Link™ Actuator** – Choose one:
  - **Posi-Link™ 5-25 Actuator P/N 98378**  
for 5, 10, or 25 ml syringes in **handheld applications**.  
Note: Use this Actuator when viscosities in the 25 ml syringes are less than 5,000 cPs.
  - **Posi-Link™ 10-50 Actuator P/N 98379**  
for 10 or 25 ml syringes or 50 ml Dual Cartridges with a 1:1, 2:1, and 10:1 mix ratio for **mounted and robotic applications**. This Actuator can be used for all viscosities
  - **Posi-Link™ 200- 400 Actuator P/N 98380**  
for 200 or 400 ml Dual Cartridges with a 1:1, 2:1, and 10:1 mix ratio for **mounted and robotic applications**. This Actuator can be used for all viscosities.



#### Technical Data

- This unit is designed to allow wall mounting and to fit under industrial workbenches 35" tall. Includes mounting brackets.
- Power Required: 100 / 240 VAC; 47 / 63 Hz.
- Dispensing line working length: 7 feet.
- Size: 34.4" tall; 9" wide (incl. gauge); 3.75" deep.
- Air Supply required: 40 – 100 psi; minimum ¼" line.
- Total Weight: # 98378: 12 lbs; # 98379: 13 lbs; # 98380: 20 lbs.
- Dispense Head Weight w/Nest & Pinch Tube Valve: # 98379: 2.0 lbs; # 98380: 10.0 lbs.



1001 Trout Brook Crossing  
Rocky Hill, CT 06067-3910  
Telephone: (860) 571-5100  
FAX: (860) 571-5465

## Product Description Sheet

### Posi-Link™ Volumetric Dispensing System

See Item Numbers listed below  
North American Engineering Center

- **Posi-Link™ Nest Assembly** – Choose one:

#### Posi-Link™ 5 - 25 Nest Options For handheld applications.

- For 5 ml syringes, use Nest Assy. **P/N 98643**
- For 10 ml syringes, use Nest Assy. **P/N 98644**
- For 25 ml syringes, use Nest Assy. **P/N 98645**
- Weight: 0.75 lb



#### Posi-Link™ 10 - 50 Nest Options For mounted and robotic applications.

- For 10 ml syringes, use Nest Assy. **P/N 98639**
- For 25 ml syringes, use Nest Assy. **P/N 98640**
- For 50 ml Dual Cartridges with 1:1, 2:1 mix ratios, use Nest Assy. **P/N 98641**
- For 50 ml Dual Cartridges with 10:1 mix ratio use Nest Assy. **P/N 98642**
- Weight: 1.5 lbs.



#### Posi-Link™ 200 – 400 Nest Options For mounted and robotic applications.

- For 200 ml Dual Cartridges with 1:1 or 2:1 mix ratios, use Nest Assy. **P/N 98662**
- For 400 ml Dual Cartridges with 1:1 or 2:1 mix ratios, use Nest Assy. **P/N 98663**
- For 400 ml Dual Cartridges with 10:1 mix ratio, use Nest Assy. **P/N 98664**
- Weight: 1.36 lbs.



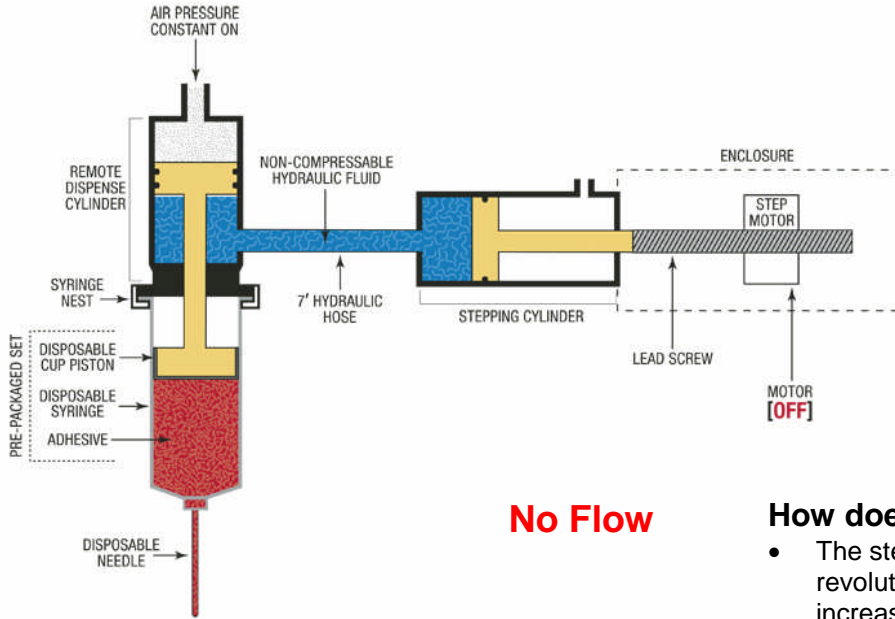


1001 Trout Brook Crossing  
 Rocky Hill, CT 06067-3910  
 Telephone: (860) 571-5100  
 FAX: (860) 571-5465

## Product Description Sheet Posi-Link™ Volumetric Dispensing System

See Item Numbers listed below  
 North American Engineering Center

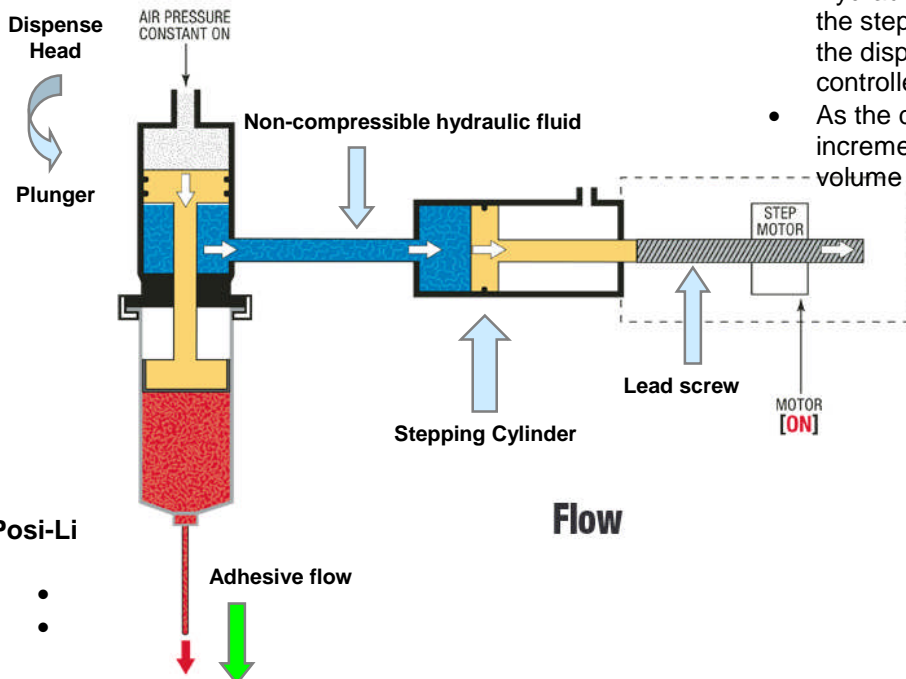
### How does it work?



**No Flow**

### How does it work?

- The step motor rotates a programmed number of revolutions, moving the lead screw, and increasing the hydraulic volume of the stepping cylinder.
- Hydraulic fluid flows from the dispense head to the stepping cylinder, releasing the plunger within the dispense head to travel downward in a controlled incremental movement.
- As the dispense plunger travels the controlled increment, it displaces (dispenses) a calculated volume of adhesive from the syringe barrel.



**Flow**

tuator includes:

sembly  
 :ord  
 Manual – P/N 989939





1001 Trout Brook Crossing  
Rocky Hill, CT 06067-3910  
Telephone: (860) 571-5100  
FAX: (860) 571-5465

## Product Description Sheet

### Posi-Link™ Volumetric Dispensing System

See Item Numbers listed below  
North American Engineering Center


- (2) Mounting Brackets w/screws
- Air pressure gauge
- 9 foot controller / actuator signal cable

#### Posi-Link™ Nest Assembly includes:

- Nest assembly
- Instruction sheet

#### Optional Accessories (not included):

- For Posi-Link™ 5 - 25 Actuator
  - Universal Mounting Bracket for 5, 10, or 25 ml syringes – **P/N 98646**
- For Posi-Link™ 10 – 50 Actuator
  - Universal Mounting Bracket for 5, 10, or 25 ml syringes – **P/N 98646**
  - Dual Cartridge Bracket for 50 ml dual cartridges – **P/N 98647**
- For Posi-Link™ 200 - 400 Actuator
  - Universal Mounting Bracket for 200, 400, or 490 dual cartridges – **P/N 98670**
- **Pinch Tube Valve – P/N 97141**
  - Provides positive no-drip shut off. Uses disposable pinch tube elements (97541)
  - Valve attaches directly to the end of the square mix nozzle.
    - For 50 ml Dual Cartridges: Optional: 97141 Valve & 97541 Tube elements & 98671 Solenoid Valve.
    - For 200 / 400 Dual Cartridges: Required: 97141 Valve & 97541 Tube elements & 98671 Solenoid Valve.



#### Spare Parts

- Posi-Link™ 5 - 25 5 ml Piston – P/N 989753
- Posi-Link™ 5 - 25 10 ml Piston – P/N 989754
- Posi-Link™ 5 - 25 25 ml Piston – P/N 989755
- Posi-Link™ 10 - 50 10 ml Piston – P/N 989751
- Posi-Link™ 10 - 50 25 ml Piston – P/N 989752
- Replacement tube elements for Pinch Tube Valve (10 pack) – P/N 97541